


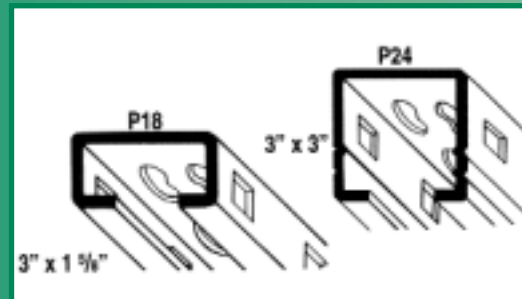
INVINCIBLE[®]

storage racks



upright frame selecting

- 1 Find the required length in the first column.
- 2 Find the required CAPACITY from chart.
- 3 Follow across to the upright HEIGHT required.



Model No. IU18 - 420 - 192
 Invincible Upright
 Capacity Chart
 Depth
 192 height

Standard color: green uprights & orange beams (other colors available).

Beams and uprights constructed of prime, U.S. made high-strength steel. (Documented verification available on request.)

High quality polyurethane paint. Environmentally safe. Does not contain lead.

Guaranteed shipping program. Quick-ship available on selected standard items.

Same-day quoting.

INVINCIBLE® UPRIGHT FRAME HEIGHTS

Depth	6 ft	8ft	10ft	12ft	13ft	14ft	15ft	16ft	18ft	20ft	22ft	24ft
36	IU18 360-072	IU18 360-096	IU18 360-120	IU18 360-144	IU18 360-156	IU18 360-168	IU18 360-180	IU18 360-192	IU18 360-216	IU18 360-240	Call	Call
	IU24 360-072	IU24 360-096	IU24 360-120	IU24 360-144	IU24 360-156	IU24 360-168	IU24 360-180	IU24 360-192	IU24 360-216	IU24 360-240	IU24 360-264	IU24 360-288
	IU34 360-072	IU34 360-096	IU34 360-120	IU34 360-144	IU34 360-156	IU34 360-168	IU34 360-180	IU34 360-192	IU34 360-216	IU34 360-240	IU34 360-264	IU34 360-288
42	IU18 420-072	IU18 420-096	IU18 420-120	IU18 420-144	IU18 420-156	IU18 420-168	IU18 420-180	IU18 420-192	IU18 420-216	IU18 420-240	Call	Call
	IU24 420-072	IU24 420-096	IU24 420-120	IU24 420-144	IU24 420-156	IU24 420-168	IU24 420-180	IU24 420-192	IU24 420-216	IU24 420-240	IU24 420-264	IU24 420-288
	IU34 420-072	IU34 420-096	IU34 420-120	IU34 420-144	IU34 420-156	IU34 420-168	IU34 420-180	IU34 420-192	IU34 420-216	IU34 420-240	IU34 420-264	IU34 420-288
48	IU18 480-072	IU18 480-096	IU18 480-120	IU18 480-144	IU18 480-156	IU18 480-168	IU18 480-180	IU18 480-192	IU18 480-216	IU18 480-240	Call	Call
	IU24 480-072	IU24 480-096	IU24 480-120	IU24 480-144	IU24 480-156	IU24 480-168	IU24 480-180	IU24 480-192	IU24 480-216	IU24 480-240	IU24 480-264	IU24 480-288
	IU34 480-072	IU34 480-096	IU34 480-120	IU34 480-144	IU34 480-156	IU34 480-168	IU34 480-180	IU34 480-192	IU34 480-216	IU34 480-240	IU34 480-264	IU34 480-288

UPRIGHT NOTES...

- 1 Standard depths are 36", 42", 48". Other depths and heights available. Consult factory for pricing.
- 2 14,600 capacity based on MAXIMUM 54" space between shelves; 19,700 capacity based on MAXIMUM 54" space.

Determine Beam Size Required

1

2

3

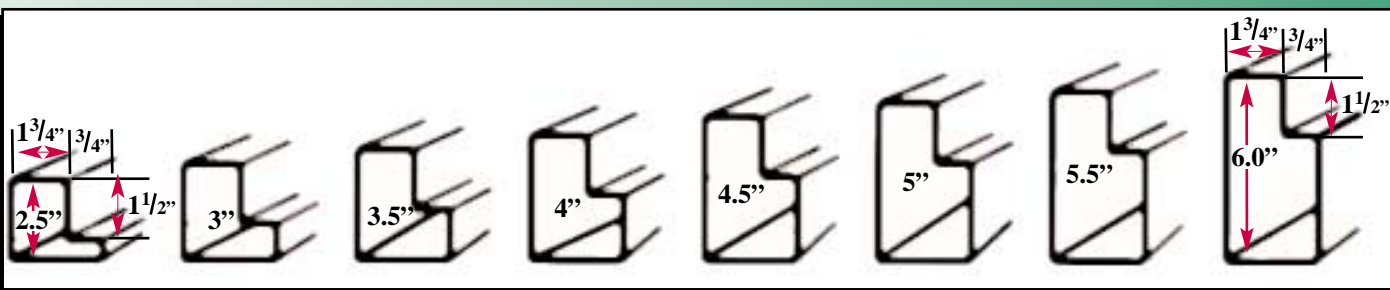
Find the required beam length in the *orange* row.

Follow the *white* column down to find capacity and model number.

Note the corresponding beam size in the *green* column.

BEAM LENGTH

Beam Size	48"	60"	72"	84"	92"	96"	108"	120"	144"
2.5"	IBX25048	IBX25060	IBX25072 2400#	IBX25084 1800#	IBX25092 1500#	IBX25096 1400#	IBX25108 1100#	IBX25120 900#	IBX25144 600#
3.0"	IBX30048	IBX30060	IBX30072 3600#	IBX30084 2800#	IBX30092 2300#	IBX30096 2100#	IBX30108 1700#	IBX30120 1300#	IBX30144 900#
3.5"	IBX35048	IBX35060	IBX35072 4500#	IBX35084 3900#	IBX35092 3300#	IBX35096 3100#	IBX35108 2400#	IBX35120 2000#	IBX35144 1400#
4.0"	IBX40048	IBX40060	IBX40072 5600#	IBX40084 4800#	IBX40092 4300#	IBX40096 4200#	IBX40108 3400#	IBX40120 2700#	IBX40144 1900#
4.5"	IBX45048	IBX45060	IBX45072 6700#	IBX45084 5700#	IBX45092 5200#	IBX45096 5000#	IBX45108 4400#	IBX45120 3700#	IBX45144 2500#
5.0"	IBX50048	IBX50060	IBX50072 7900#	IBX50084 6800#	IBX50092 6200#	IBX50096 6000#	IBX50108 5200#	IBX50120 4700#	IBX50144 3300#
5.5"	IBN55048	IBN55060	IBN55072	IBN55084 9200#	IBN55092 8400#	IBN55096 8100#	IBN55108 7200#	IBN55120 6400#	IBN55144 4900#
6.0"	IBN60048	IBN60060	IBN60072	IBN60084 10600#	IBN60092 9600#	IBN60096 9200#	IBN60108 8200#	IBN60120 7400#	IBN60144 7600#



Worth Noting ...

- Maximum Deflection = Beam Length (in.) divided by 180
- IBX = 16 GA IBN = 14 GA IBH = 13 GA
- 2.5" and 3.0" beams use two-pin connectors

capacities

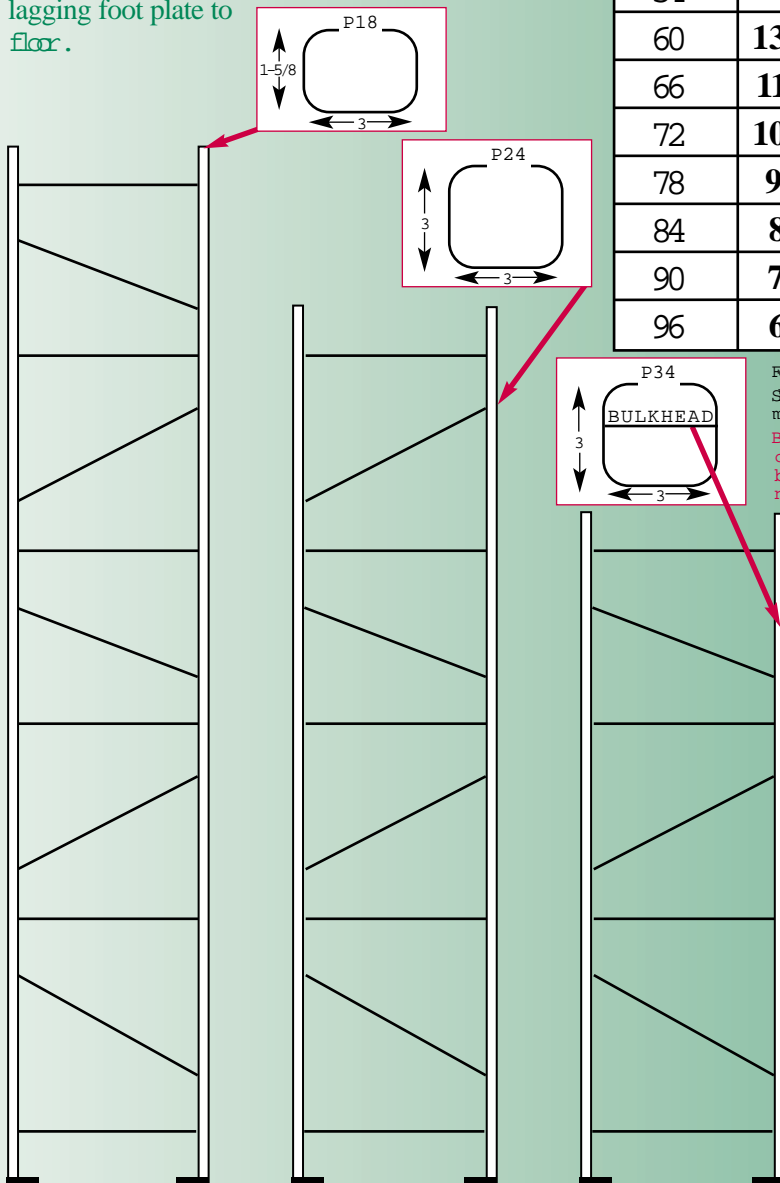


INVINCIBLE® STYLE RACK CAPACITIES

The table below has been calculated in accordance with the RMI "Specification for the Design, Testing and Utilization of Industrial Steel Storage Racks" and the edition of the AISI "Specification for the Design of Cold-Formed Steel Structural Members."

HORIZONTAL AND DIAGONAL BRACING

All upright frames use reinforced 1-1/2" wide closed-lip, horizontal and diagonal bracing to resist damage in transit and from fork lift abuse. 1" x 1-1/2" horizontal bracing is placed approximately 8" from the floor to help resist impact damage and allow ease in lagging foot plate to floor.



CAPACITY

Beam Shelf Spacing	3 x1-5/8 (P18)	3 x3 (P24)	3 x3 (P34)	3 x3 (P42)	3 x3 (P48)
36	19,400	25,000	31,500	44,400	50,000
42	17,400	22,600	28,800	40,000	45,200
48	15,900	21,200	26,700	37,100	42,400
54	14,600	19,700	24,500	34,300	39,400
60	13,200	18,100	22,100	31,300	36,200
66	11,800	16,500	19,800	28,300	33,000
72	10,400	14,800	17,400	25,200	29,600
78	9,100	13,200	15,300	22,300	26,400
84	8,000	11,700	13,500	19,700	23,400
90	7,100	10,400	12,000	17,500	20,800
96	6,300	9,400	10,700	15,700	18,800

For vertical shelf spacing greater than 96 please contact your distributor. Shelf spacing is measured from the floor to the top of the first beam of the maximum shelf spacing (whichever is greater). Bulkhead must be at least as high as the maximum shelf spacing for these capacities to apply. For example, if the maximum shelf spacing is 84 the bulkhead must be at least 84 tall for the 13,500-lb. capacity to apply. If this is not the case, consult your distributor.

For more information on P42 and P48 contact the sales department.






Storage Application

Uprights install quickly,
easily to required height.

Manufacturing procedures
ensure uniformity of
appearance.



For More Information See
Our Wire Decking Brochure

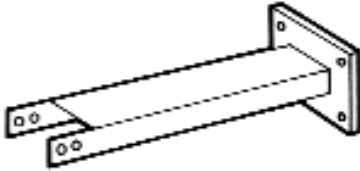


Our Beams Fit Both Tear
Drop Styles of Upright
with Our N E W Connector

ONE YEAR LIMITED WARRANTY Subject to standard manufacturing variations, Wireway/Husky Corp. warrants its products to be free of defects in material and workmanship according to agreed specifications and for ordinary applications for which designed. This warranty shall extend for a period of one year from the date of shipment. This warranty does not apply to parts which, through normal use, require replacement during the warranty period, and with respect to materials purchased by Wireway/Husky Corp., such warranty shall be limited to warranties given by Wireway/Husky Corp.'s suppliers of the materials, but shall not enlarge Wireway/Husky Corp.'s warranty beyond that stated herein. WIREWAY/HUSKY CORP. MAKES NO OTHER WARRANTIES, EXPRESS OR IMPLIED, AND SPECIFICALLY EXCLUDES ALL WARRANTIES OF MERCHANTABILITY AND FITNESS FOR A PARTICULAR PURPOSE. No claim for damages for goods that do not conform to specifications will be allowed unless Wireway/Husky Corp. is given immediate notice after delivery of goods to the first destination to which they are shipped and allowed an opportunity to inspect them. Products for which damages are claimed shall not be returned, repaired or discarded without Wireway/Husky Corp.'s written consent. Buyer's exclusive remedy against Wireway/Husky Corp., and Wireway/Husky Corp.'s sole obligation, for any and all claims, whether for breach of contract, warranty, tort (including negligence), or otherwise, shall be limited to Wireway/Husky Corp.'s repairing or replacing, at its option, goods that do not conform to specifications, or, at its option, refunding the purchase price. In no event shall Wireway/Husky Corp. have any liability for damages in an amount exceeding the purchase price of the goods sold hereunder, nor shall Wireway/Husky Corp. have any liability for incidental or consequential damages. The provisions of this section limiting remedies to repair, refund or replacement, limiting liability and excluding consequential or incidental damages are independent provisions and any determination that any such limitation of remedies fails of its essential purpose, or any other determination that any of the aforementioned provisions is unenforceable, shall not be construed to make any other provision unenforceable.

accessories

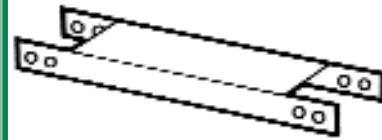
rigid wall spacer



Distance between wall and back or rear	Catalog Number
3"	I-4003
6"	I-4006
9"	I-4009
12"	I-4012
18"	I-4018

Furnished with necessary bolts & nuts. Connects and rigidly holds racks at set spacing. Recommended when upright height is more than six times depth.

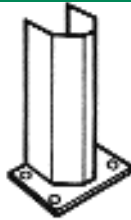
row spacer



Distance between upright frames (back to back)	Catalog Number
3"	I-3503
6"	I-3506
9"	I-3509
12"	I-3512
18"	I-3518
24"	I-3524

Furnished with necessary bolts & nuts. Connects and rigidly holds racks at set spacing. Recommended when upright height is more than six times depth.

post protector



Size	Catalog Number
6" x 9" GA	I-5506
12" x 9" GA	I-5512
24" x 9" GA	I-5524

series 1000 crossbars



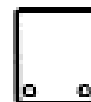
Upright frame depth	Catalog Number
36"	A-1036G
42"	A-1042G
48"	A-1048G

anchoring bolts



Size	Catalog Number
1/2" x 3-3/4" GA	I-33535

base plate shims



Size	Catalog Number
Standard 3-1/4" x 4-1/4" x 12 GA	I-33009